

Journey from Classical to Jazz

mDecks Music

Moonlight Chords 1

mDecks Music

The first system of musical notation for 'Moonlight Chords 1' is written in treble and bass staves. The key signature is three sharps (F#, C#, G#) and the time signature is common time (C). The first measure contains a C#m chord. The second measure contains a C#m/B chord. The third measure contains an A chord. The fourth measure contains a D/F# chord. The bass line consists of whole notes: C# in the first measure, B in the second, A in the third, and F# in the fourth.

The second system of musical notation for 'Moonlight Chords 1' is written in treble and bass staves. The key signature is three sharps (F#, C#, G#) and the time signature is common time (C). The first measure contains a G#7 chord. The second measure contains a C#m/G# chord. The third measure contains a G#(sus4) chord. The fourth measure contains a G#7 chord. The fifth measure contains a C#m chord. The bass line consists of whole notes: G# in the first measure, C# in the second, G# in the third, C# in the fourth, and G# in the fifth.

ALL 12 TONES

INSIDE NOTES

CHORD TONES

ROOT • 5TH

GUIDE-TONES

TENSIONS

AVAILABLE

AVOID

OUTSIDE NOTES

Notes Classification

From Classical to Jazz. Worksheet #2

mDecks Music

1. Choose a major key. Write key signature on all systems.

Key of C major

2. Stack thirds on the tonic.

3. Write notes in ascending order. Label degrees

4. Classify Notes (Guide-tones, Avoid Tensions)

Cmaj7

Musical staff for Cmaj7 chord. Notes are written in ascending order: C (I), D (T9), E (3, G.T.), F# (T11, Avoid), G (5), A (T13), B (7, G.T.).

Dm7

Musical staff for Dm7 chord. Notes are written in ascending order: D (ii), E (T9), F (b3, G.T.), G (T11), A (5), B (T13), C (b7, G.T.).

G7

Musical staff for G7 chord. Notes are written in ascending order: G (V), A (T9), B (3, G.T.), C# (T11, Avoid), D (5), E (T13), F# (b7, G.T.).

5. Write a ii - V7 - Imaj7 progression. L.H. Root + 2 Guide-Tones, R.H. 2 Available Tensions

Musical staff for ii - V7 - Imaj7 progression in C major. The progression is Dm7 - G7 - Cmaj7. The left hand (L.H.) plays the root and two guide-tones (3rd and 7th) for each chord. The right hand (R.H.) plays the root and two available tensions (9th and 13th) for each chord.

Notes Classification Worksheet

From Classical to Jazz. Worksheet #2 (Example)

mDecks Music


1. Choose a major key. Write key signature on all systems.

Key of ____ major


2. Stack thirds on the tonic.

3. Write notes in ascending order. Label degrees


4. Classify Notes (Guide-tones, Avoid Tensions)



I




ii



V

5. Write a ii - V7 - Imaj7 progression. L.H. Root + 2 Guide-Tones, R.H. 2 Available Tensions



Secondary Dominants Worksheet

From Classical to Jazz. Worksheet #3 (example)

mDecks Music

1. Choose a major key. Write key signature on all systems.

Key of C major

2. Stack thirds.
Add accidentals.

3. Write notes in ascending order. Label degrees
4. Classify Notes (Guide-tones, Avoid Tensions = T11)

The following table summarizes the notes and classifications for each secondary dominant shown in the worksheet:

Chord	Notes (Ascending)	Degrees	Classifications
A ⁷ (V ⁷ /ii)	A, C#, E, G	1, T ₉ , 3, T ₁₁ , 5, T _b 13, b7	G.T., Avoid, G.T.
B ⁷ (V ⁷ /iii)	B, D, F#, A	1, T _b 9, 3, T ₁₁ , 5, T _b 13, b7	G.T., Avoid, G.T.
C ⁷ (V ⁷ /IV)	C, E, G, Bb	1, T ₉ , 3, T ₁₁ , 5, T13, b7	G.T., G.T.
D ⁷ (V ⁷ /V)	D, F, A, C	1, T ₉ , 3, T ₁₁ , 5, T13, b7	G.T., G.T.
E ⁷ (V ⁷ /vi)	E, G, B, D	1, T _b 9, 3, T ₁₁ , 5, T _b 13, b7	G.T., G.T.

5. Write a voicings using Root + 2 Guide-Tones + 2 Available Tensions

The following table summarizes the voicings shown in the worksheet:

Chord	Voicing (Root + 2 Guide-Tones + 2 Available Tensions)
A ⁷	A, C#, E, G
B ⁷	B, D, F#, A
C ⁷	C, E, G, Bb
D ⁷	D, F, A, C
E ⁷	E, G, B, D

Secondary Dominants Worksheet

From Classical to Jazz. Worksheet #3

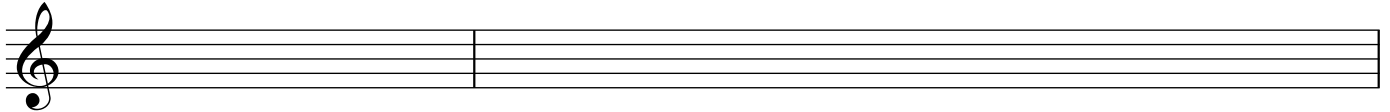
mDecks Music

1. Choose a major key. Write key signature on all systems.

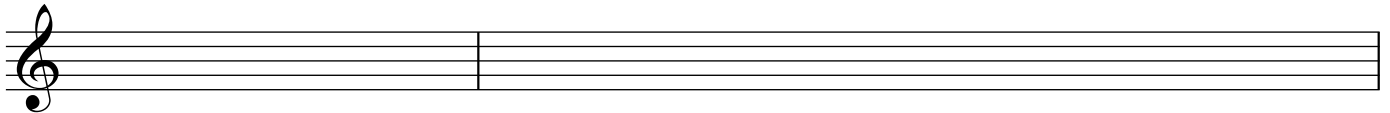
Key of ____ major

2. Stack thirds.
Add accidentals.

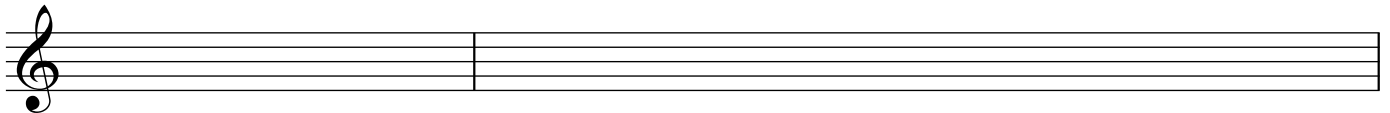
3. Write notes in ascending order. Label degrees
4. Classify Notes (Guide-tones, Avoid Tensions = T11)



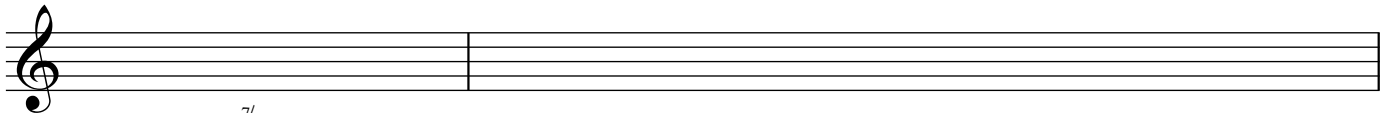
V⁷/ii




V⁷/iii



V⁷/IV




V⁷/V



V⁷/vi

5. Write a voicings using L.H. Root + 2 Guide-Tones, R.H. 2 Available Tensions



Music Apps by mDecks Music

Find the latest apps at <https://mdecks.com/appsindex.phtml>

Mapping Tonal Harmony Pro




Mapping Tonal Harmony Pro is the most Innovative and Extensive music tool for musicians out there. Play-along, Re-harmonization, Harmonic Analysis, Upper Structures, Target Notes and much much more. Study Tonal Harmony like never before! Write your own music using a map that reveals the secrets of tonality • (iPhone, iPad & macOS)
<https://mdecks.com/mapharmony.phtml>

Tessitura Pro (scales & modes)




The Complete World of Scales, Modes & Melodic Patterns. Tessitura Pro is much more than a thesaurus of scales, modes and melodic patterns, it's an interactive tool to study and practice scales like never before • (iPhone, iPad & macOS)
<https://mdecks.com/tessitura.phtml>

See Music (sight-reading)



See Music is a complete sight reading training method for musicians, music students and teachers. See Music listens to you and gives you instant feedback of your performance. Whichever your instrument (or instruments), See Music will take your playing and sight reading skills to the next level. It also includes Music Dictation • (iPhone, iPad & macOS)
<https://mdecks.com/seemusic.phtml>

Politonus I, II, III (ear-training)



The Complete Politonus Ear Training Apps Bundle. Multi-Pitch • Intervals, Triads & Seventh Chords • Scales & Modes (iPhone & iPad)
<https://mdecks.com/politonus.phtml>

Books for Musicians by mDecks Music

Find the latest books at <https://mdecks.com/booksindex.phtml>

The Jazz Standards Progressions Book Collection

21 Volumes in PDF format (1000+ Songs, 1000+ Reharm's & 1000+ Worksheets) for C, Bb and Eb instruments. BONUS Included: 1000+ Jazz Standards & 1000+ Jazz Standards

Reharmonized in XML format for Mapping Tonal Harmony Pro

This amazing collection is unique in the Jazz World. You will not find all the Jazz Standards

Fully Analyzed anywhere else!!!


<https://mdecks.com/jazzstandards.phtml>



The Bird Bebop Progressions Book Collection

Complete Bundle of Bebop Progressions by Charlie Parker with Full Harmonic Analysis, Chord Changes, Chord-scales and Arrows & Brackets Analysis. Buy the bundle and get 3 ebooks for the price of 2. BONUS INCLUDED: Bird Bebop Progressions in XML format for Mapping Tonal Harmony Pro

<https://mdecks.com/bebopstandards.phtml>



Upper Structures: Over Complete Jazz Standards Progressions

The complete upper structures collection includes: 1000+ Jazz Standards Reharmonized with mixed Upper Structure Triads & Quartals • 1000+ Jazz Standards (Original Progressions) with Upper Structure Triads • 1000+ Jazz Standards (Original Progressions) with Upper Structure Quartals • Major, Minor and Augmented Triads or Perfect and Altered Quartals over every chord. This amazing collection is unique in the Jazz World!!!

<https://mdecks.com/upperstructuresjazz.phtml>



The Composer's Guide To Tonality Package

An interactive, simple to use PDF App with all the maps in every key, in different levels and styles. Get the benefits of having a landscape that reveals the secrets of harmony without having to learn any software. Compatible with Windows, Android, macOS & iOS

It also includes:

Links to 80+ Master Classes in Video format: Tonal Harmony Fundamentals, Reharmonization techniques, Decoding Beethoven, Decoding Jazz, Decoding Pop

3 Traditional Harmony Workbooks w/exercises & solutions (3 PDFS)

3 Jazz Harmony Workbooks w/exercises & solutions (3 PDFS)

Artwork for 72"x 48" Extra Large Map Banner (functional) (HQ JPEG)

Artwork for two 18"x 24" Map Posters (in C and functional) (2 HQ JPEGs)

<https://mdecks.com/the-composers-guide-to-tonality.phtml>



Upper Structure Triads (Complete Course)

Upper Structure Piano Voicings for Piano Voicings and Improvisation is a unique, unprecedented piano method with comic strips teaching one upper structure a lesson. Learn how to play upper structures, how they work and how to use them in actual songs. <https://mdecks.com/piano.phtml>



Jazz Piano Chord Voicings Method

Three Volumes in PDF format:

All possible Upper Structure Triads on IIm7 and V7

All possible combinations of USTs in a IIm7 - V7 progression in All Keys (Extend Version 650 pages)

All possible Upper Structure Quartals on IIm7 and V7

This amazing collection is unique in the Piano Jazz World. You will not find all USTs and USQs anywhere else!!!

<https://mdecks.com/ust.phtml>



Mapping Tonal Harmony Pro Workbooks (7 volumes)

Seven Tonal Harmony Workbooks accompanying Mapping Tonal Harmony Pro app, one for each map level, to study and practice tonal harmony like never before.

<https://mdecks.com/mapharmony.phtml#workbooks>

