



mDecks Music



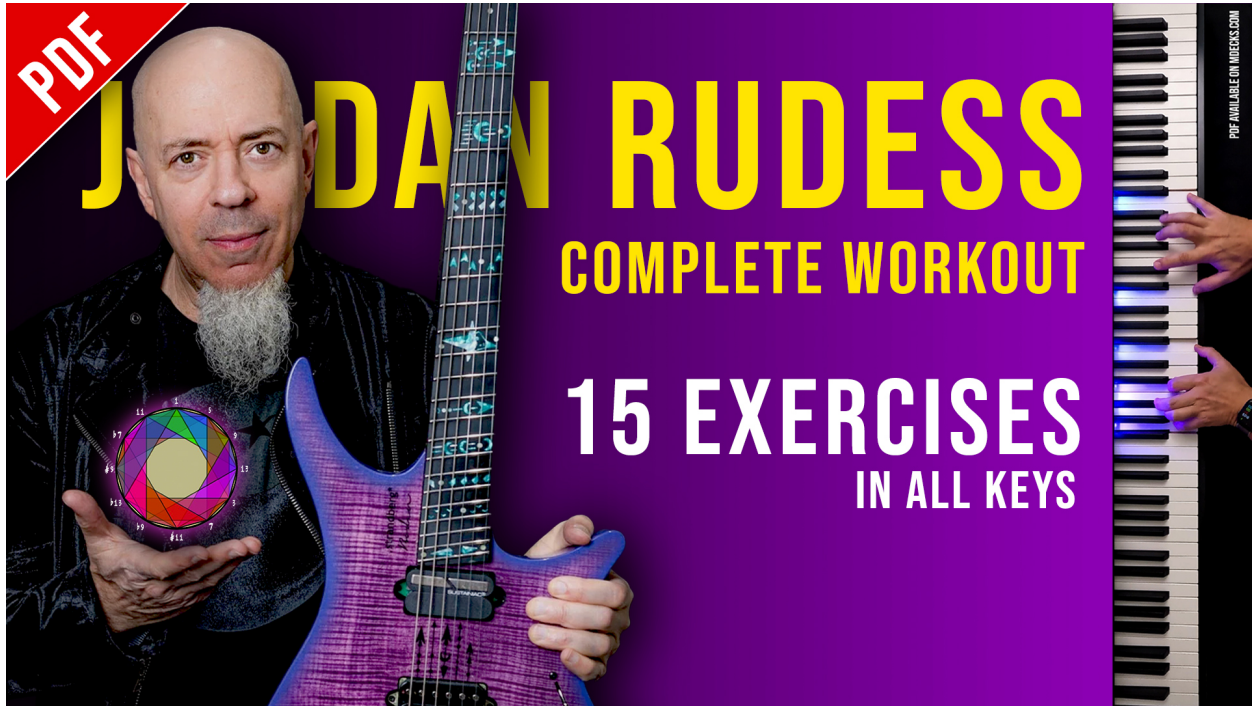
The Complete  
**JORDAN RUDESS**  
Workout

15 Technical Exercises  
Piano/Keyboard/Guitar

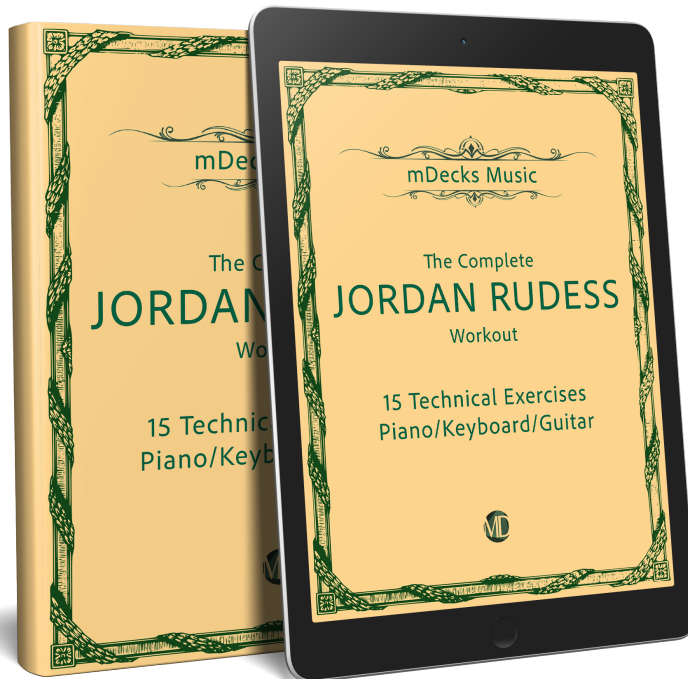


# SAMPLE PDF

Watch The Tutorial



[Get the Complete Workout. Learn more here...](#)



SAMPLE PDF

**The Complete Jordan Rudess  
Workout:  
15 Technical Exercises**

Keyboard/Guitar Runs in the Style of Jordan Rudess

mDecks Music

# SAMPLE PDF

## Introduction

### The Complete Jordan Rudess Workout: 15 Technical Exercises

Jordan Rudess, legendary keyboardist of Dream Theater, is one of the most innovative and technically demanding players of our time. His improvisations combine **classical virtuosity**, **progressive rock intensity**, and **modern synth techniques** in a way that transforms the keyboard into a limitless instrument. His lines often sound like blazing guitar runs—dense, angular, polyrhythmic, and always pushing technical boundaries.

This book brings you **15 targeted exercises** that capture the essence of Rudess' style. Each drill is derived from real lines Rudess plays—adapted into structured studies that will challenge your:

- **Finger independence and speed** with extended arpeggios and angular lines
- **Rhythmic flexibility** with odd meters, syncopations, and polyrhythms
- **Melodic creativity** with modal applications, upper structures, and harmonic minor ladders

Whether you're a classical pianist curious about progressive rock or a prog fan looking to understand Rudess' approach, these exercises will give you the tools to enter his musical language. There's a video lesson. Use the QR-CODE (click on it or use your device's camera)



## Why 15 Exercises?

Unlike generic technical routines, these are not arbitrary patterns. Every Rudess drill is drawn from his actual playing—from pieces like *Revolving Door* and *Drop the Puck*, to improvisational ideas in 7/8 and 9/8. By working through all 15, you will gain fluency in the very materials Rudess uses: **compound lines, stacked triads, modal upper structures, angular sequences, and odd-time groupings.**

The goal is not only to improve your speed and accuracy but also to unlock the **creative logic** behind Rudess' runs.

# SAMPLE PDF

## Practicing With Tessitura Pro Scales

If you own [Tessitura Pro Scales](#), you can practice these 15 exercises in a fully interactive way:

- **All Modes and Keys** – Load any scale (Ionian, Mixolydian, Harmonic Minor, Phrygian, Lydian, etc.) and transform the exercise instantly.
- **Journey to Mastery** – Track your progress on every scale, with saved achievements for each key.
- **Auto-Increase Tempos** – Start slow, then let Tessitura gradually ramp the speed while recording your top achieved tempo.
- **Odd-Meter Practice** – Explore 7/8, 9/8, and other subdivisions interactively.

This makes Rudess' complex patterns approachable, giving you a systematic way to master them over time.

## Octave Flexibility

Each drill is **notated in a practical range**, but don't feel confined to a single register. When transposing through keys, shift octaves as needed to keep the exercise playable and comfortable. What matters most is preserving the **intervallic structure and rhythmic feel**, not sticking rigidly to the written register.

## The Mindset for Rudess' Language

As you tackle each exercise, keep this principle in mind:

**Don't just play the notes—understand the structures.**

Rudess' lines are built on strong skeletons: modal outlines, stacked triads, chordal upper structures, ladders of 3rds or 4ths. Once you see the underlying logic, the angular patterns become less mysterious and much more approachable.

## The Goal

By the end of this workout, you will:

- Develop **rock-solid technique** for modern progressive lines
- Build comfort with **odd meters** and rhythmic groupings

# SAMPLE PDF

- Gain confidence with **modal improvisation** (Mixolydian, Phrygian, Harmonic Minor, Lydian, and beyond)
- Learn to generate your own Rudess-inspired runs by recognizing the **core building blocks** behind them

Instead of treating Rudess' solos as unapproachable walls of notes, you'll see them as **systems of patterns you already know how to play**.

This is your complete Rudess technical workout: **15 exercises, multiple modes, one language—Jordan Rudess'**.

Now let's begin.

# SAMPLE PDF

## 1. Jordan Rudess

Ionian

C<sup>Δ7</sup>



F<sup>Δ7</sup>



B<sup>bΔ7</sup>



E<sup>bΔ7</sup>




A<sup>bΔ7</sup>



D<sup>bΔ7</sup>



F<sup>#Δ7</sup>



B<sup>Δ7</sup>



E<sup>Δ7</sup>



# SAMPLE PDF



# SAMPLE PDF

## 3. Jordan Rudess

Maj7 addb13

$D^{\flat} \Delta 7 \#5$

$F \# \Delta 7 \#5$

$B \Delta 7 \#5$

$E \Delta 7 \#5$

$A \Delta 7 \#5$

$D \Delta 7 \#5$

$G \Delta 7 \#5$

$C \Delta 7 \#5$

$F \Delta 7 \#5$

# SAMPLE PDF

## OTHER BOOKS & APPS BY MDECKS MUSIC



MUSIC BOOKS & APPS FOR MUSICIANS BY MUSICIANS  
MDECKS.COM

